

## 150 LB FLANGE END GATE VALVE

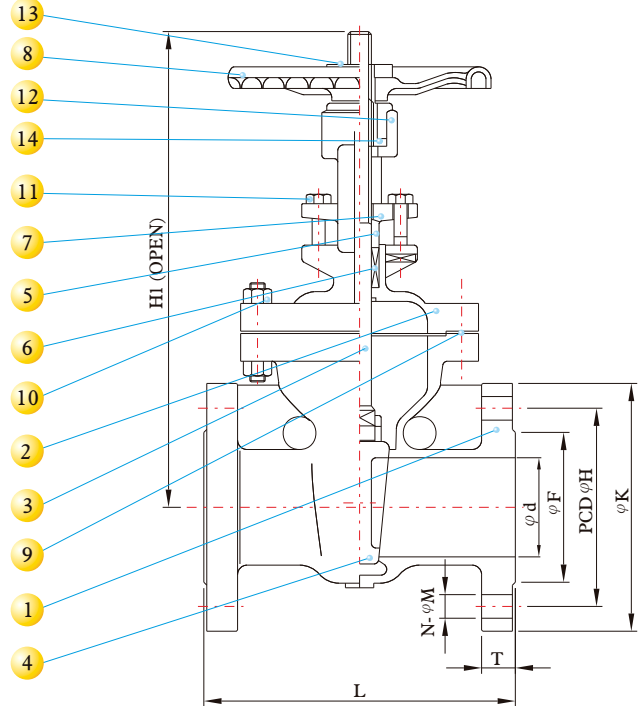


### DESIGN FEATURES:

- Steam rating: 125 psi WSP
- Rising Stem
- O.S. & Yoke, Flexible Wedge
- Body: ASTM A351 Gr.CF8M
- Disc: ASTM A351 Gr.CF8M
- Stem: SS316
- Packing: PTFE
- End Type: Flange End
- Face to Face: ANSI B16.10
- Flange Dimensions: ANSI B16.5 150 #
- Wall Thickness: ANSI B16.34
- TEST STANDARD: API 598
- Pressure/ Temperature ratings in accordance with ANSI B16.34
- NACE MR-0175 FULL COMPLIANCE

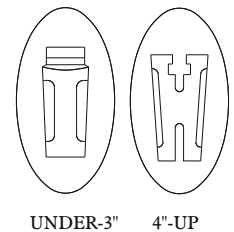
### MATERIALS LIST

NO.	PART NAME	MATERIAL	Q'TY
1	BODY	ASTM A351 Gr.CF8M	1
2	BONNET	ASTM A351 Gr.CF8M	1
3	STEM	ASTM A276 Gr.316	1
4	DISC	ASTM A351 Gr.CF8M	1
5	GLAND	ASTM A351 Gr.CF8	1
6	GLAND PACKING	GRAPHITE	1
7	GLAND FLANGE	ASTM A351 Gr.CF8	1
8	HAND WHEEL	FCD45	1
9	GASKET	PTFE	1
10	BONNET BOLT/NUT	ASTM A193 Gr.B8/ASTM A194 Gr.8	4-16
11	GLAND BOLT/NUT	ASTM A193 Gr.B8/ASTM A194 Gr.8	2
12	YOKE SLEEVE	FCD45	1
13	HAND WHEEL NUT	STEEL	1
14	YOKE SLEEVE NUT	SS304	1



### DIMENSIONS

SIZE		d		L		H1		K		H		F		T		M		N	Cv Factor	Weight	
inch	mm	inch	mm	inch	mm	inch	mm	inch	mm	inch	mm	inch	mm	inch	mm	inch	mm			Kg	Lb
1/2"	15	0.59	15	4.25	108	8.03	204	3.94	100	2.38	60.5	1.38	35	0.44	11.2	0.62	15.7	4	19	3.40	7.49
3/4"	20	0.79	20	4.63	117	8.23	209	3.94	100	2.76	70.0	1.69	43	0.44	11.2	0.62	15.7	4	36	4.50	9.91
1"	25	0.98	25	5.00	127	9.02	229	3.94	100	3.13	79.5	2.01	51	0.44	11.2	0.62	15.7	4	57	5.50	12.11
1 1/4"	32	1.26	32	5.51	140	10.63	270	4.61	117	3.50	89.0	2.52	64	0.56	14.3	0.62	15.7	4	100	6.50	14.32
1 1/2"	40	1.50	40	6.50	165	11.14	283	5.51	140	3.88	98.5	2.87	73	0.56	14.3	0.62	15.7	4	120	9.00	19.82
2"	50	1.97	50	7.00	178	13.07	332	6.30	160	4.74	120.5	3.62	92	0.63	15.9	0.75	19.0	4	140	11.50	25.33
2 1/2"	65	2.56	65	7.50	190	15.63	397	7.09	180	5.49	139.5	4.13	105	0.69	17.5	0.75	19.0	4	240	18.00	39.65
3"	80	3.15	80	8.00	203	17.28	439	7.87	200	6.00	152.5	5.00	127	0.75	19.1	0.75	19.0	4	360	20.00	44.05
4"	100	3.94	100	9.00	229	20.39	518	8.82	224	7.50	190.5	6.18	157	0.94	23.9	0.75	19.0	8	580	30.00	66.08
5"	125	4.92	125	10.00	254	24.45	621	9.84	250	8.52	216.5	7.32	186	0.94	23.9	0.88	22.3	8	950	44.00	96.92
6"	150	5.91	150	10.50	267	28.11	714	11.02	280	9.51	241.5	8.50	216	1.00	25.4	0.88	22.3	8	2400	56.00	123.35
8"	200	7.87	200	11.50	292	35.98	914	11.81	300	11.75	298.5	10.63	270	1.13	28.6	0.88	22.3	8	4200	82.00	180.62
10"	250	9.84	250	13.00	330	43.62	1108	13.98	355	14.25	362.0	12.76	324	1.19	30.2	1.00	25.4	12	6800	132.00	290.75
12"	300	11.81	300	14.00	356	61.14	1553	23.62	600	17.01	432.0	15.00	381	1.25	31.8	1.00	25.4	12	9900	196.50	432.82



## 300 LB FLANGE END GATE VALVE

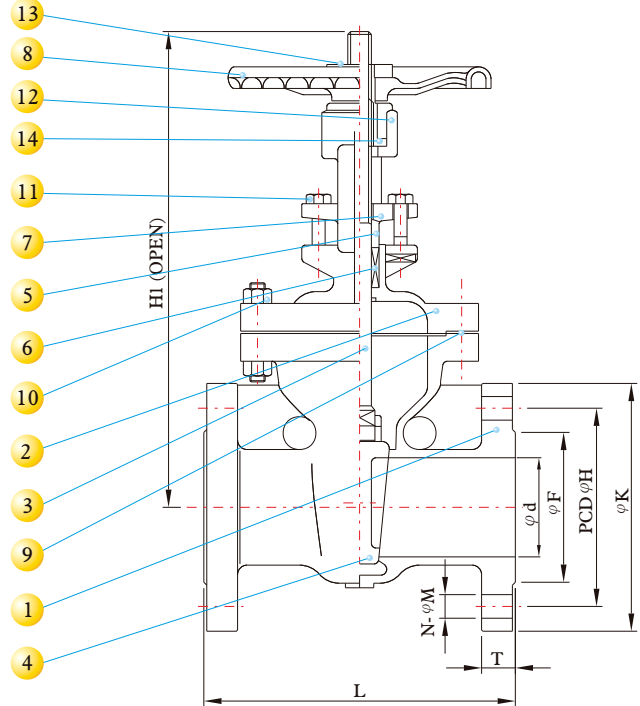


### DESIGN FEATURES:

- Steam rating: 125 psi WSP
- Rising Stem
- O.S. & Yoke, Flexible Wedge
- Body: ASTM A351 Gr.CF8M
- Disc: ASTM A351 Gr.CF8M
- Stem: SS316
- Packing: PTFE
- End Type: Flange End
- Face to Face: ANSI B16.10
- Flange Dimensions: ANSI B16.5 300 #
- Wall Thickness: ANSI B16.34
- TEST STANDARD: API 598
- Pressure/ Temperature ratings in accordance with ANSI B16.34
- NACE MR-0175 FULL COMPLIANCE

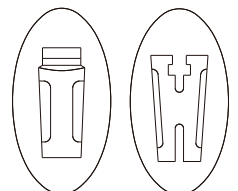
### MATERIALS LIST

NO.	PART NAME	MATERIAL	Q'TY
1	BODY	ASTM A351 Gr.CF8M	1
2	BONNET	ASTM A351 Gr.CF8M	1
3	STEM	ASTM A276 Gr.316	1
4	DISC	ASTM A351 Gr.CF8M	1
5	GLAND	ASTM A351 Gr.CF8	1
6	GLAND PACKING	GRAPHITE	1
7	GLAND FLANGE	ASTM A351 Gr.CF8	1
8	HAND WHEEL	FCD45	1
9	GASKET	PTFE	1
10	BONNET BOLT/NUT	ASTM A193 Gr.B8/ASTM A194 Gr.8	4-16
11	GLAND BOLT/NUT	ASTM A193 Gr.B8/ASTM A194 Gr.8	2
12	YOKE SLEEVE	FCD45	1
13	HAND WHEEL NUT	STEEL	1
14	YOKE SLEEVE NUT	SS304	1



### DIMENSIONS

SIZE		d		L		H1		K		H		F		T		M		N	Cv Factor	Weight	
inch	mm	inch	mm	inch	mm	inch	mm	inch	mm	inch	mm	inch	mm	inch	mm	inch	mm			Kg	Lb
1/2"	15	0.59	15	5.50	140	8.23	209	3.94	100	2.62	66.5	1.38	35	0.56	14.3	0.62	15.70	4	19	5.00	11.01
3/4"	20	0.79	20	6.00	152	8.27	210	3.94	100	3.25	82.5	1.69	43	0.63	15.9	0.75	19.00	4	36	4.50	9.91
1"	25	0.98	25	6.50	165	8.90	226	3.94	100	3.50	89.0	2.01	51	0.69	17.5	0.75	19.00	4	57	10.00	22.03
1 1/2"	40	1.50	40	7.50	190	11.54	293	6.30	160	4.51	114.5	2.87	73	0.81	20.7	0.88	22.30	4	120	15.00	33.04
2"	50	1.97	50	8.50	216	13.78	350	7.09	180	5.00	127.0	3.62	92	0.88	22.3	0.75	19.00	8	140	18.40	40.53
2 1/2"	65	2.56	65	9.50	241	15.94	405	7.87	200	5.87	149.0	4.13	105	1.00	25.4	0.88	22.30	8	240	22.00	48.46
3"	80	3.15	80	11.12	283	17.87	454	8.82	224	6.61	168.0	5.00	127	1.13	28.6	0.88	22.30	8	360	36.50	80.40
4"	100	3.94	100	12.00	305	20.67	525	9.84	250	7.87	200.0	6.18	157	1.25	31.8	0.88	22.30	8	580	56.00	123.35
5"	125	4.92	125	15.00	381	25.16	639	11.81	300	9.25	235.0	7.32	186	1.38	35.0	0.88	22.30	8	950	72.00	158.59
6"	150	5.91	150	15.87	403	29.09	739	13.98	355	10.63	270.0	8.50	216	1.44	36.6	0.88	22.30	12	2400	99.00	218.06
8"	200	7.87	200	16.50	419	36.73	933	15.75	400	12.99	330.0	10.63	270	1.63	41.3	1.00	25.40	12	4200	158.00	348.02
10"	250	9.84	250	18.00	457	44.80	1138	19.69	500	15.25	387.5	12.76	324	1.88	47.7	1.12	28.40	16	6800	280.00	616.74
12"	300	11.81	300	19.75	502	52.68	1338	23.62	600	17.76	451.0	15.00	381	2.00	50.8	1.25	31.75	16	9900	373.50	822.69



UNDER-3"

4"-UP