

2 PIECE CARBON STEEL WELDED BALL VALVE

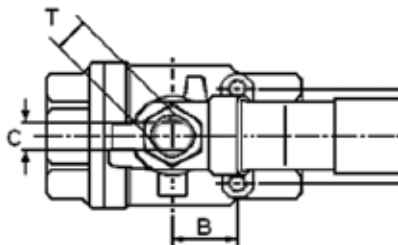
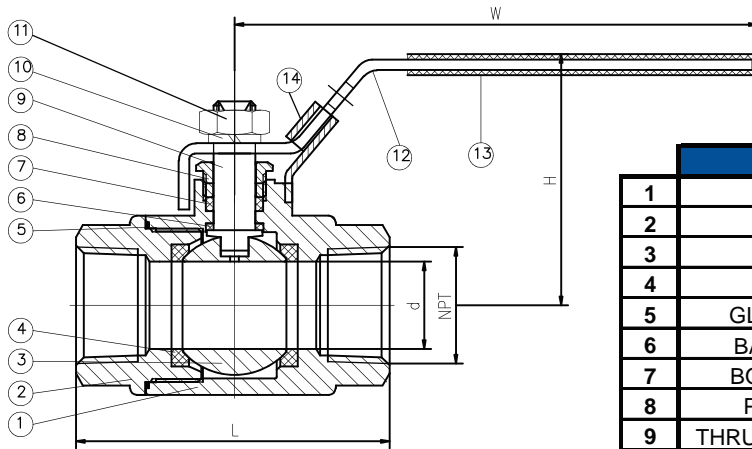
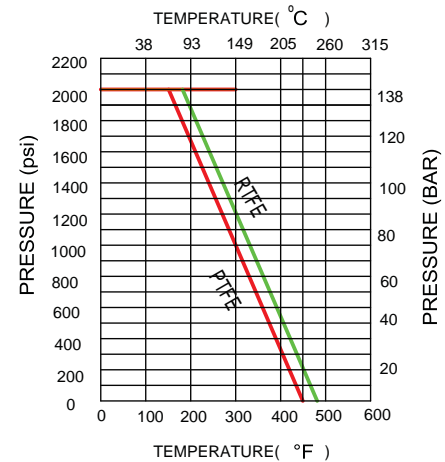
SERIES: 2006WCW



Specification:

Carbon Steel 2 Piece Welded Ball Valve

- Full PORT
- 2000 W.O.G.
- 2 PIECE CAST BODY W/ MOUNTING PAD
- NACE APPROVED
- BLOW OUT PROOF STEM
- PTFE/RPTFE SEAL AND PACKING
- THREADS CONFORM TO ASME B1.20.1 (NPT)



PART	MATERIAL	
1	BODY	ASTM A216-WCB (CARBON STEEL)
2	CAP	ASTM A351-CF8M (316SS)
3	BALL	ASTM A351-CF8M (316SS)
4	STEM	ASTM A276-316
5	GLAND NUT	AISI 304
6	BALL SEAT	PTFE/RPTFE
7	BODY SEAL	PTFE
8	PACKING	PTFE/RPTFE
9	THRUST WASHER	PTFE
10	SPRING WASHER	AISI 304
11	STEM NUT	AISI 304
12	HANDLE	AISI 304
13	HANDLE SLEEVE	PVC
14	LOCK DEVICE	AISI 304

SIZE	1/4"	3/8"	1/2"	3/4"	1"	1-1/4"	1-1/2"	2"
d	0.429	0.492	0.591	0.787	0.984	1.260	1.496	1.969
L	2.461	2.461	2.461	3.051	3.543	3.937	4.646	5.413
H	2.283	2.362	2.362	2.480	2.835	3.110	3.622	4.134
W	4.331	4.724	4.724	4.724	5.906	5.906	7.087	7.087
B	0.55	0.55	0.55	0.86	0.86	0.94	0.94	0.94
C	0.19	0.19	0.19	0.25	0.31	0.31	0.35	0.35
T	0.3	0.3	0.3	0.37	0.42	0.42	0.49	0.49
Torque (ft-lbs)	3	3	4.4	7.37	14	20.6	33.2	44.25
Weight	0.7	0.7	1.15	1.75	2.2	4	5	8.2

* Due to the continuous development of our products, design or construction may change without prior notice.